

Random Convex Hulls: Applications to Ecology and Animal Epidemics

Satya N. Majumdar

Laboratoire de Physique Théorique et Modèles Statistiques, CNRS,
Université Paris-Sud, France

Plan:

- Random Convex Hull \Rightarrow definition

Plan:

- Random Convex Hull \implies definition
- Convex Hull of two-dimensional stochastic processes
simple random walks, branching random walks etc.

Plan:

- Random Convex Hull \implies definition
- Convex Hull of two-dimensional stochastic processes
simple random walks, branching random walks etc.
- Motivation \implies an ecological problem and animal epidemics

Plan:

- Random Convex Hull \implies definition
- Convex Hull of two-dimensional stochastic processes
 simple random walks, branching random walks etc.
- Motivation \implies an ecological problem and animal epidemics
- Cauchy's formulae for perimeter and area of a closed convex curve in two dimensions

Plan:

- Random Convex Hull \implies definition
- Convex Hull of two-dimensional stochastic processes
 - simple random walks, branching random walks etc.
- Motivation \implies an ecological problem and animal epidemics
- Cauchy's formulae for perimeter and area of a closed convex curve in two dimensions
 - \implies applied to random convex polygon

Plan:

- Random Convex Hull \implies definition
- Convex Hull of two-dimensional stochastic processes
 - simple random walks, branching random walks etc.
- Motivation \implies an ecological problem and animal epidemics
- Cauchy's formulae for perimeter and area of a closed convex curve in two dimensions
 - \implies applied to random convex polygon
 - \implies link to Extreme Value Statistics


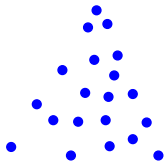
Plan:

- Random Convex Hull \implies definition
- Convex Hull of two-dimensional stochastic processes
 - simple random walks, branching random walks etc.
- Motivation \implies an ecological problem and animal epidemics
- Cauchy's formulae for perimeter and area of a closed convex curve in two dimensions
 - \implies applied to random convex polygon
 - \implies link to Extreme Value Statistics
- Exact results for the mean perimeter and the mean area of convex hulls

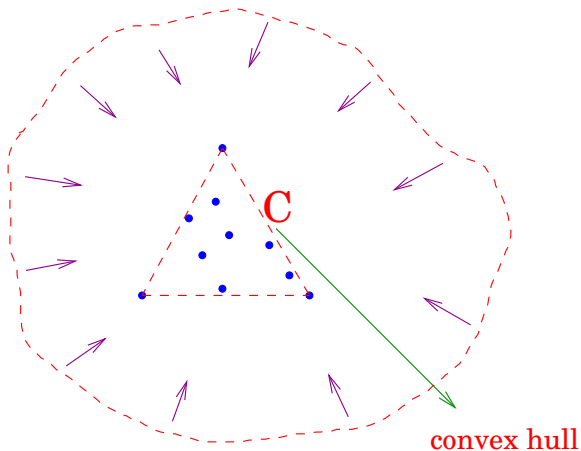
Plan:

- Random Convex Hull \implies definition
- Convex Hull of two-dimensional stochastic processes
 - simple random walks, branching random walks etc.
- Motivation \implies an ecological problem and animal epidemics
- Cauchy's formulae for perimeter and area of a closed convex curve in two dimensions
 - \implies applied to random convex polygon
 - \implies link to Extreme Value Statistics
- Exact results for the mean perimeter and the mean area of convex hulls
- Summary and Conclusion

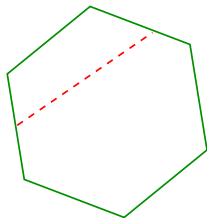
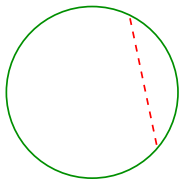
Shape of a set of Points



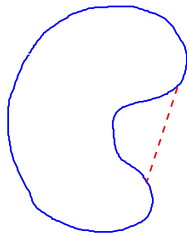
Shape of a set of Points: Convex Hull



Closed Convex Curves

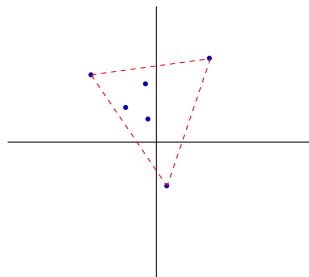
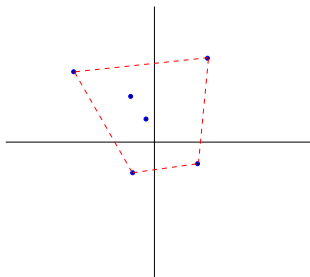


CONVEX



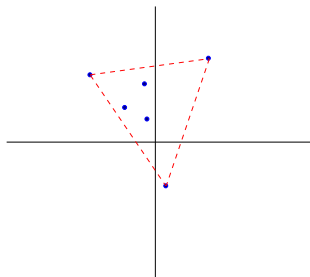
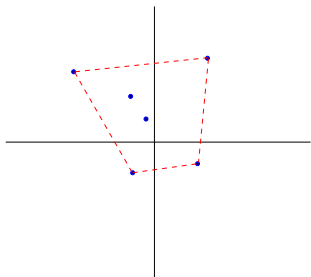
NON-CONVEX

Random Convex Hull in a Plane



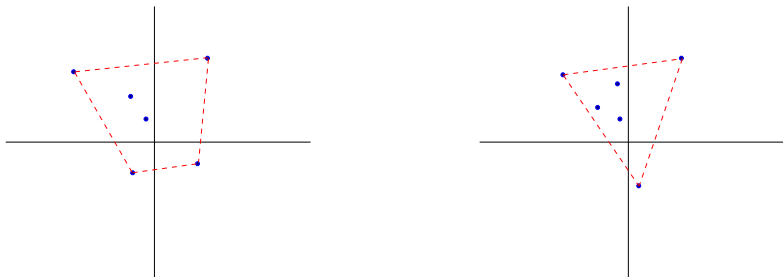
- Convex Hull \implies Minimal convex polygon enclosing the set

Random Convex Hull in a Plane



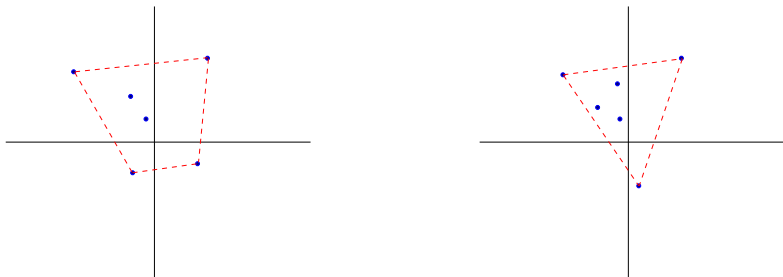
- Convex Hull \implies Minimal convex polygon enclosing the set
- The shape of the convex hull \rightarrow different for each sample

Random Convex Hull in a Plane



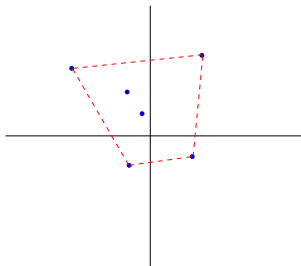
- Convex Hull \implies Minimal convex polygon enclosing the set
- The shape of the convex hull \rightarrow different for each sample
- Points drawn from a distribution $P(\vec{r}_1, \vec{r}_2, \dots, \vec{r}_N)$
 \rightarrow Independent or Correlated

Random Convex Hull in a Plane



- Convex Hull \implies Minimal convex polygon enclosing the set
- The shape of the convex hull \rightarrow different for each sample
- Points drawn from a distribution $P(\vec{r}_1, \vec{r}_2, \dots, \vec{r}_N)$
 \rightarrow Independent or Correlated
- Question: Statistics of observables: perimeter, area and no. of vertices

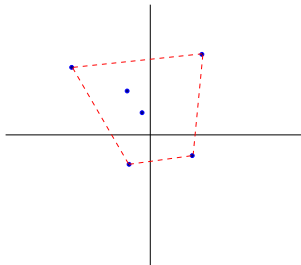
Independent Points in a Plane



Each point chosen **independently** from the same distribution

$$P(\vec{r}_1, \vec{r}_2, \dots, \vec{r}_N) = \prod_{i=1}^N p(\vec{r}_i)$$

Independent Points in a Plane



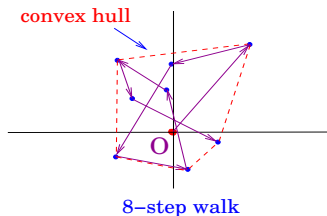
Each point chosen **independently** from the same distribution

$$P(\vec{r}_1, \vec{r}_2, \dots, \vec{r}_N) = \prod_{i=1}^N p(\vec{r}_i)$$

Associated **Random Convex Hull** → well studied by **diverse** methods

Lévy ('48), Geffroy ('59), Spitzer & Widom ('59), Baxter ('59)
Rényi & Sulanke ('63), Efron ('65), Molchanov ('07)....many others

Correlated Points: Open Random Walk



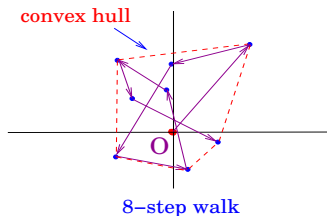
Discrete-time **random Walk** of N steps

$$x_k = x_{k-1} + \xi_x(k)$$

$$y_k = y_{k-1} + \xi_y(k)$$

$\xi_x(k), \xi_y(k) \rightarrow$ Independent jump lengths

Correlated Points: Open Random Walk



Discrete-time **random Walk** of N steps

$$x_k = x_{k-1} + \xi_x(k)$$

$$y_k = y_{k-1} + \xi_y(k)$$

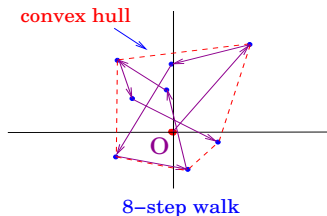
$\xi_x(k), \xi_y(k) \rightarrow$ Independent jump lengths

Continuous-time limit: **Brownian path** of duration T

$$\frac{dx}{d\tau} = \eta_x(\tau)$$

$$\frac{dy}{d\tau} = \eta_y(\tau)$$

Correlated Points: Open Random Walk



Discrete-time **random Walk** of N steps

$$x_k = x_{k-1} + \xi_x(k)$$

$$y_k = y_{k-1} + \xi_y(k)$$

$\xi_x(k), \xi_y(k) \rightarrow$ Independent jump lengths

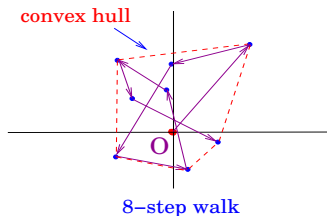
Continuous-time limit: **Brownian path** of duration T

$$\frac{dx}{d\tau} = \eta_x(\tau)$$

$$\frac{dy}{d\tau} = \eta_y(\tau)$$

$$\langle \eta_x(\tau) \eta_x(\tau') \rangle = 2D \delta(\tau - \tau')$$

Correlated Points: Open Random Walk



Discrete-time **random Walk** of N steps

$$x_k = x_{k-1} + \xi_x(k)$$

$$y_k = y_{k-1} + \xi_y(k)$$

$\xi_x(k), \xi_y(k) \rightarrow$ Independent jump lengths

Continuous-time limit: **Brownian path** of duration T

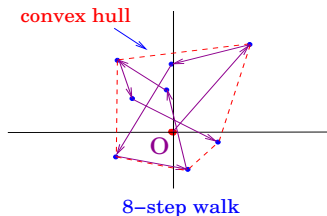
$$\frac{dx}{d\tau} = \eta_x(\tau)$$

$$\frac{dy}{d\tau} = \eta_y(\tau)$$

$$\langle \eta_x(\tau) \eta_x(\tau') \rangle = 2D \delta(\tau - \tau')$$

$$\langle \eta_y(\tau) \eta_y(\tau') \rangle = 2D \delta(\tau - \tau')$$

Correlated Points: Open Random Walk



Discrete-time **random Walk** of N steps

$$x_k = x_{k-1} + \xi_x(k)$$

$$y_k = y_{k-1} + \xi_y(k)$$

$\xi_x(k), \xi_y(k) \rightarrow$ Independent jump lengths

Continuous-time limit: **Brownian path** of duration T

$$\frac{dx}{d\tau} = \eta_x(\tau)$$

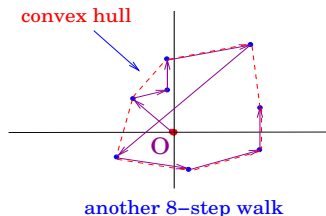
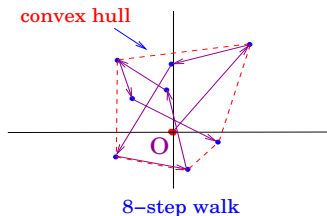
$$\frac{dy}{d\tau} = \eta_y(\tau)$$

$$\langle \eta_x(\tau) \eta_x(\tau') \rangle = 2D \delta(\tau - \tau')$$

$$\langle \eta_y(\tau) \eta_y(\tau') \rangle = 2D \delta(\tau - \tau')$$

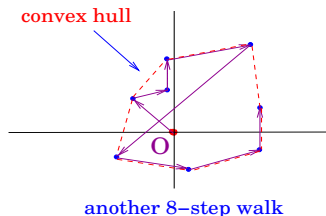
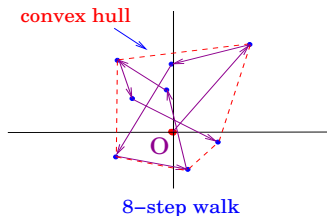
$$\langle \eta_x(\tau) \eta_y(\tau') \rangle = 0$$

Correlated Points: Open Random Walk



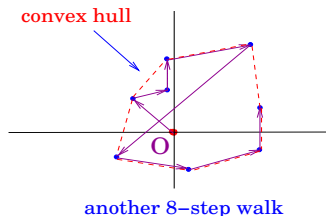
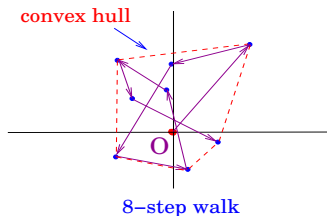
- Continuous-time limit: **Brownian path** of duration T

Correlated Points: Open Random Walk



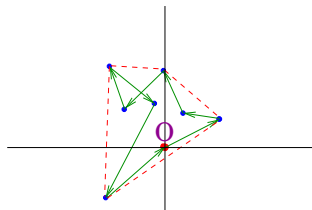
- Continuous-time limit: **Brownian path** of duration T
- **mean perimeter** and **mean area** of the associated **Convex hull**?

Correlated Points: Open Random Walk

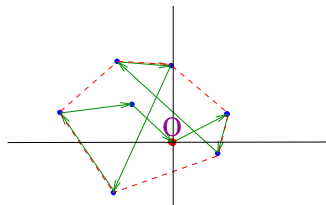


- Continuous-time limit: **Brownian path** of duration T
- **mean perimeter** and **mean area** of the associated **Convex hull**?
- **mean perimeter**: $\langle L_1 \rangle = \sqrt{8\pi} \sqrt{2DT}$ (Takács, '80)
- **mean area**: $\langle A_1 \rangle = \frac{\pi}{2} (2DT)$ (El Bachir, '83, Letac '93)

Correlated Points: Closed Random Walk



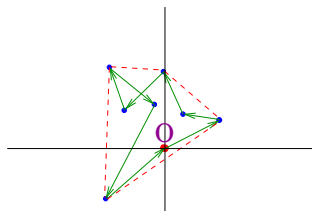
8 step random bridge



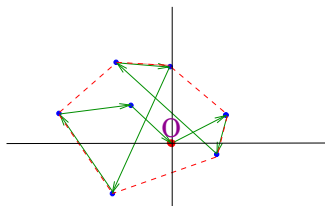
another 8 step bridge

- Continuous-time limit: **Brownian bridge** of duration T : starting at O and returning to it after time T

Correlated Points: Closed Random Walk



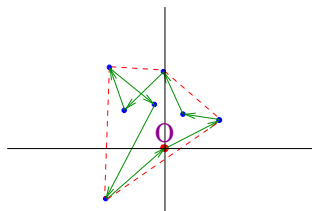
8 step random bridge



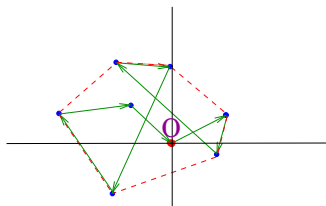
another 8 step bridge

- Continuous-time limit: **Brownian bridge** of duration T : starting at O and returning to it after time T
- **mean perimeter**: $\langle L_1 \rangle = \sqrt{\frac{\pi^3}{2}} \sqrt{2DT}$ (Goldman, '96).

Correlated Points: Closed Random Walk



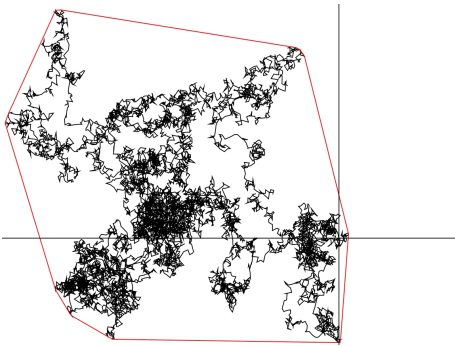
8 step random bridge



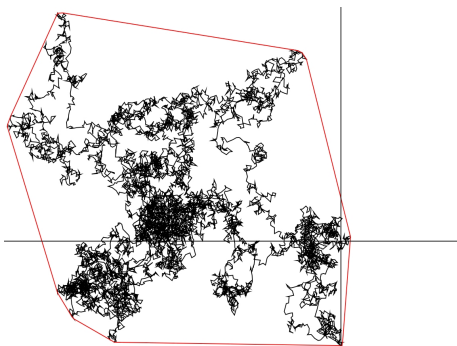
another 8 step bridge

- Continuous-time limit: **Brownian bridge** of duration T : starting at O and returning to it after time T
- **mean perimeter**: $\langle L_1 \rangle = \sqrt{\frac{\pi^3}{2}} \sqrt{2 D T}$ (Goldman, '96).
- **mean area**: $\langle A_1 \rangle = (?) (2 D T)$

Home Range Estimate via Convex Hull



Home Range Estimate via Convex Hull



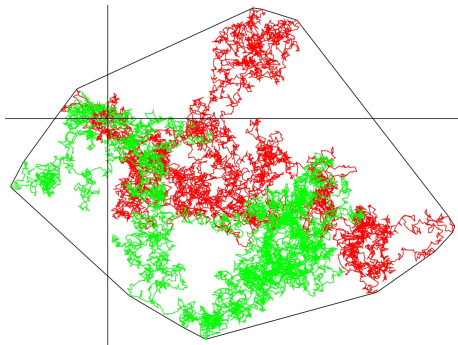
Models of home range for animal movement, Worton (1987)

Integrating Scientific Methods with Habitat Conservation Planning, Murphy and Noon (1992)

Theory of home range estimation from displacement measurements of animal populations, Giuggioli et. al. (2005)

Home Range Estimates, Boyle et. al., (2009)

Home Range Estimate via Convex Hull



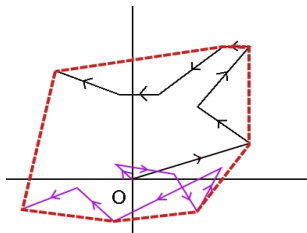
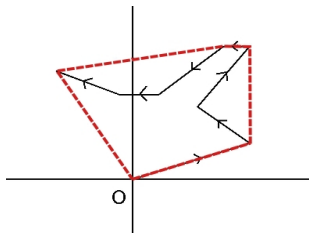
Models of home range for animal movement, Worton (1987)

Integrating Scientific Methods with Habitat Conservation Planning, Murphy and Noon (1992)

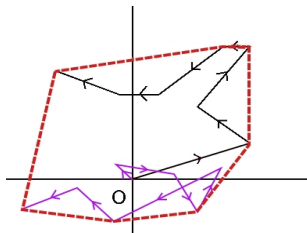
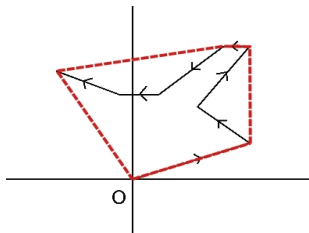
Theory of home range estimation from displacement measurements of animal populations, Giuggioli et. al. (2005)

Home Range Estimates, Boyle et. al., (2009)

Global Convex Hull of n Independent Brownian Paths

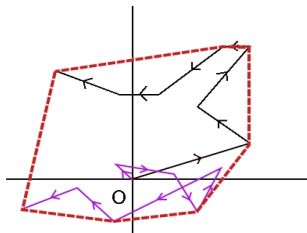
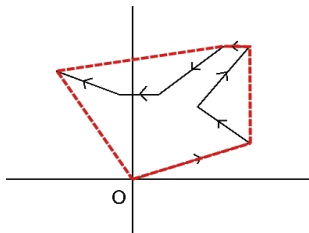


Global Convex Hull of n Independent Brownian Paths



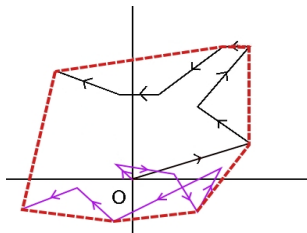
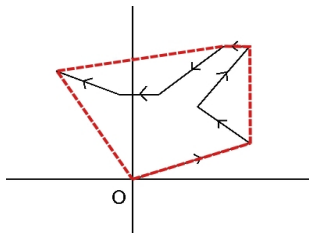
- Mean **perimeter** $\langle L_n \rangle$ and mean **area** $\langle A_n \rangle$ of n independent Brownian paths (bridges) each of duration T ?

Global Convex Hull of n Independent Brownian Paths



- Mean **perimeter** $\langle L_n \rangle$ and mean **area** $\langle A_n \rangle$ of n independent Brownian paths (bridges) each of duration T ?
- $\langle L_n \rangle = \alpha_n \sqrt{2 D T}$; $\langle A_n \rangle = \beta_n (2 D T)$

Global Convex Hull of n Independent Brownian Paths



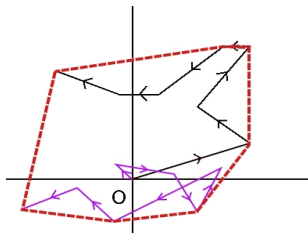
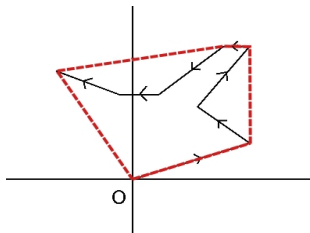
- Mean **perimeter** $\langle L_n \rangle$ and mean **area** $\langle A_n \rangle$ of n independent Brownian paths (bridges) each of duration T ?

- $\langle L_n \rangle = \alpha_n \sqrt{2 D T}$; $\langle A_n \rangle = \beta_n (2 D T)$

- Recall $\alpha_1 = \sqrt{8\pi}$, $\beta_1 = \pi/2$ (open path)

$$\alpha_1 = \sqrt{\pi^3/2}, \beta_1 = ? \text{ (closed path)}$$

Global Convex Hull of n Independent Brownian Paths



- Mean **perimeter** $\langle L_n \rangle$ and mean **area** $\langle A_n \rangle$ of n independent Brownian paths (bridges) each of duration T ?

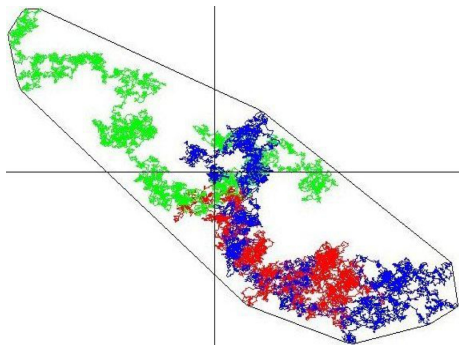
- $\langle L_n \rangle = \alpha_n \sqrt{2 D T}$; $\langle A_n \rangle = \beta_n (2 D T)$

- Recall $\alpha_1 = \sqrt{8\pi}$, $\beta_1 = \pi/2$ (open path)

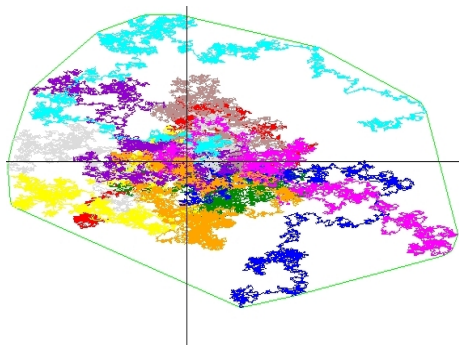
$$\alpha_1 = \sqrt{\pi^3/2}, \beta_1 = ? \quad (\text{closed path})$$

- $\alpha_n, \beta_n = ?$ \rightarrow both for **open** and **closed** paths $\rightarrow n$ -dependence?

Global Convex Hull of n Independent Brownian Paths



$n = 3$ closed paths



$n = 10$ open paths

Preventive Veterinary Medicine 92 (2009) 60–70



ELSEVIER

Contents lists available at ScienceDirect

Preventive Veterinary Medicine

journal homepage: www.elsevier.com/locate/prevetmed

PREVENTIVE
VETERINARY
MEDICINE



The equine influenza epidemic in Australia: Spatial and temporal descriptive analyses of a large propagating epidemic

Brendan Cowled^{a,*}, Michael P. Ward^b, Samuel Hamilton^a, Graeme Garner^a

^a Office of the Chief Veterinary Officer, Department of Agriculture, Fisheries and Forestry, GPO Box 858, Canberra, ACT 2601, Australia

^b Faculty of Veterinary Science, The University of Sydney, Private Mail Bag 3, Camden, NSW 2570, Australia

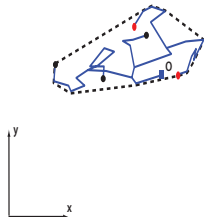
B. Cowled et al./Preventive Veterinary Medicine 92 (2009) 60–70

2.4. Spatial and temporal overview of the epidemic

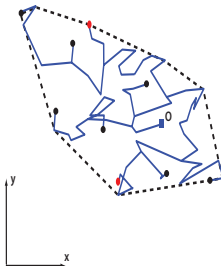
An epidemic curve was created by plotting the number of premises on which equids first displayed clinical signs for each day of the epidemic on the Y axis, and day of the epidemic on the X axis. The day clinical signs were first reported was used, rather than the date of confirmation of diagnosis to avoid reporting bias (Gibbens and Wilesmith, 2002). The change in the size of the infected area over time was also calculated. **The area infected was estimated by creating a minimum convex hull (MCH) that encompassed all infected premises for every 2 days of the epidemic.** A MCH is a convex polygon which encompasses a collection of point locations (Mapinfo Corporation, 2006). The increase in the infected area from one 2-day time period

Outbreak of animal epidemics

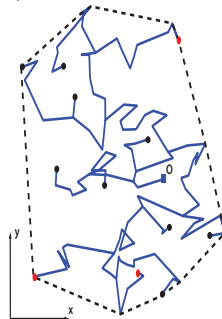
Day 1



Day 2



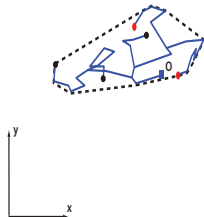
Day 3



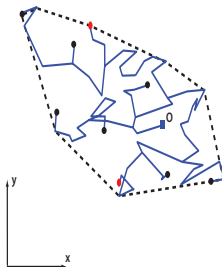
animal epidemic spread \implies branching (infection) [with rate b] Brownian motion with death (recovery) [with rate a]

Outbreak of animal epidemics

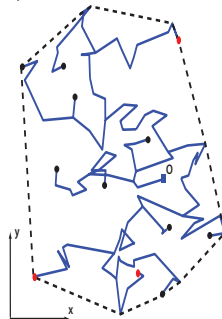
Day 1



Day 2



Day 3

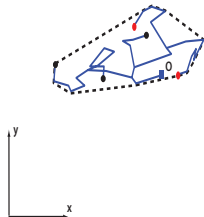


animal epidemic spread \implies branching (infection) [with rate b] Brownian motion with death (recovery) [with rate a]

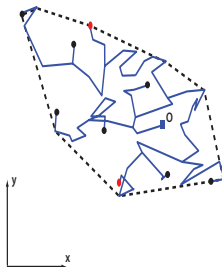
- supercritical: $b > a \rightarrow$ epidemic **explodes**
- subcritical: $b < a \rightarrow$ epidemic becomes **extinct**
- critical: $b = a \rightarrow$ epidemic **critical**

Outbreak of animal epidemics

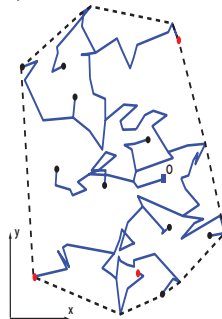
Day 1



Day 2



Day 3



animal epidemic spread \implies branching (infection) [with rate b] Brownian motion with death (recovery) [with rate a]

- supercritical: $b > a \rightarrow$ epidemic explodes
- subcritical: $b < a \rightarrow$ epidemic becomes extinct
- critical: $b = a \rightarrow$ epidemic critical

Q: how does the perimeter and area of the convex hull grow with time t ?

Two problems in 2-d

Perimeter and Area of the convex hull in two different 2-d problems:

Two problems in 2-d

Perimeter and Area of the convex hull in two different 2-d problems:

I. convex hull of n independent Brownian motions of duration T

⇒ home range estimate (dependence on the population size n)

Two problems in 2-d

Perimeter and Area of the convex hull in two different 2-d problems:

I. convex hull of n independent Brownian motions of duration T

⇒ home range estimate (dependence on the population size n)

II. convex hull of a branching Brownian motion with death

⇒ spread of animal epidemics (dependence on time T)

Two problems in 2-d

Perimeter and Area of the convex hull in two different 2-d problems:

I. convex hull of n independent Brownian motions of duration T

⇒ home range estimate (dependence on the population size n)

II. convex hull of a branching Brownian motion with death

⇒ spread of animal epidemics (dependence on time T)

- Numerical simulations → relatively easy

Two problems in 2-d

Perimeter and Area of the convex hull in two different 2-d problems:

I. convex hull of n independent Brownian motions of duration T

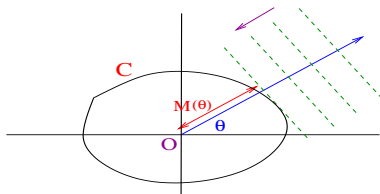
⇒ home range estimate (dependence on the population size n)

II. convex hull of a branching Brownian motion with death

⇒ spread of animal epidemics (dependence on time T)

- Numerical simulations → relatively easy
- Analytical computation → how to proceed?

Cauchy's Formulae for a Closed Convex Curve

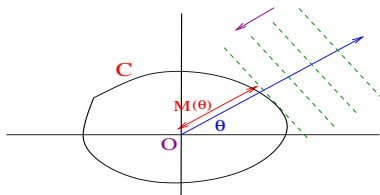


C : CLOSED CONVEX CURVE

- For any point $[X(s), Y(s)]$ on C define:

Support function: $M(\theta) = \max_{s \in C} [X(s) \cos(\theta) + Y(s) \sin(\theta)]$

Cauchy's Formulae for a Closed Convex Curve



C : CLOSED CONVEX CURVE

- For any point $[X(s), Y(s)]$ on C define:

Support function: $M(\theta) = \max_{s \in C} [X(s) \cos(\theta) + Y(s) \sin(\theta)]$

- Perimeter:

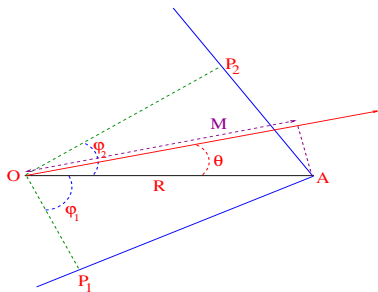
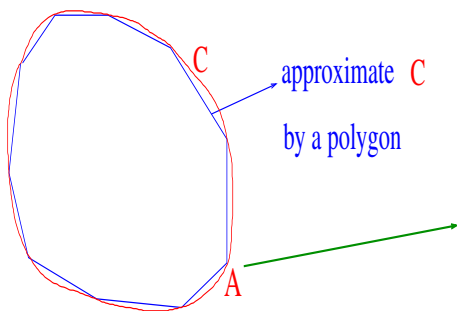
$$L = \int_0^{2\pi} d\theta M(\theta)$$

(A. Cauchy, 1832)

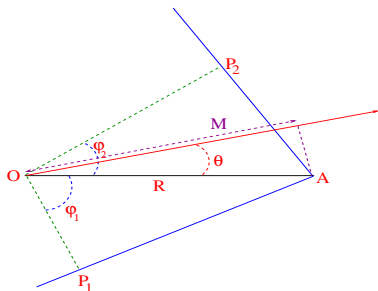
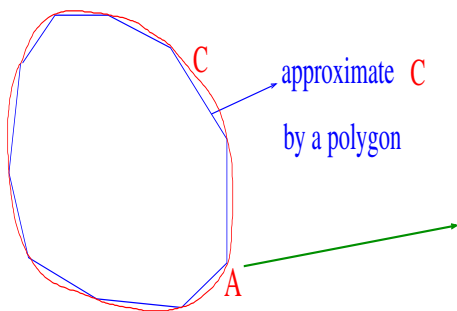
- Area:

$$A = \frac{1}{2} \int_0^{2\pi} d\theta [M^2(\theta) - [M'(\theta)]^2]$$

A simple physicist's proof of Cauchy's formula

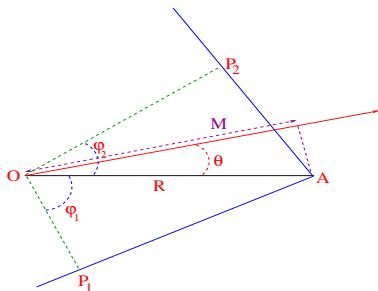
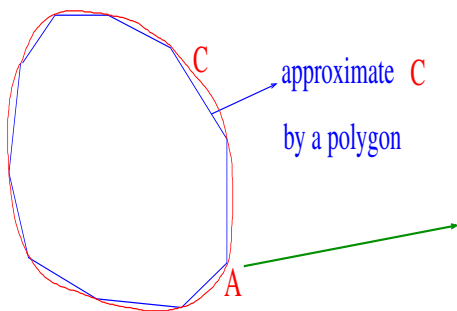


A simple physicist's proof of Cauchy's formula



$$M(\theta) = R \cos \theta$$

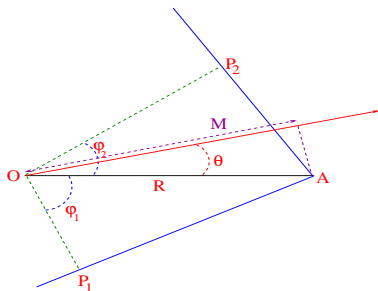
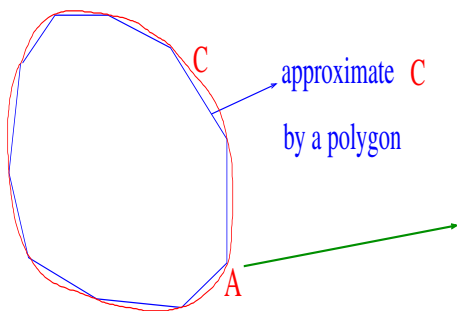
A simple physicist's proof of Cauchy's formula



$$M(\theta) = R \cos \theta$$

$$\text{Perimeter: } \int_{-\phi_1}^{\phi_2} M(\theta) d\theta = R [\sin(\phi_1) + \sin(\phi_2)] = L_{P_1 A P_2}$$

A simple physicist's proof of Cauchy's formula

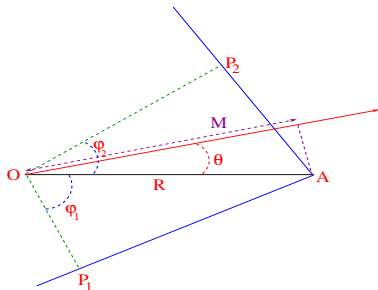
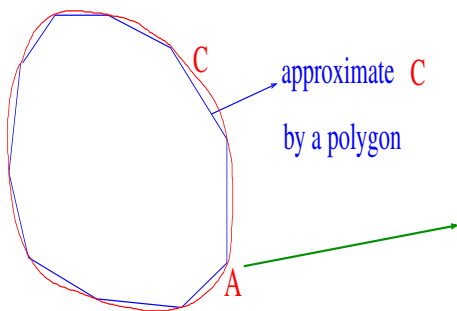


$$M(\theta) = R \cos \theta$$

$$\text{Perimeter: } \int_{-\phi_1}^{\phi_2} M(\theta) d\theta = R [\sin(\phi_1) + \sin(\phi_2)] = L_{P_1 A P_2}$$

$$\text{Area: } \frac{1}{2} \int_{-\phi_1}^{\phi_2} [M^2(\theta) - (M'(\theta))^2] d\theta$$

A simple physicist's proof of Cauchy's formula



$$M(\theta) = R \cos \theta$$

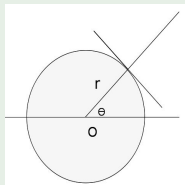
$$\text{Perimeter: } \int_{-\phi_1}^{\phi_2} M(\theta) d\theta = R [\sin(\phi_1) + \sin(\phi_2)] = L_{P_1 A P_2}$$

$$\begin{aligned} \text{Area: } & \frac{1}{2} \int_{-\phi_1}^{\phi_2} [M^2(\theta) - (M'(\theta))^2] d\theta \\ & = \frac{R^2}{2} [\sin(\phi_2) \cos(\phi_2) + \sin(\phi_1) \cos(\phi_1)] = A_{OP_1 A P_2} \end{aligned}$$

Examples

a circle centered at the origin:

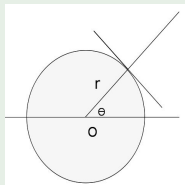
$$M(\theta) = r$$



Examples

a circle centered at the origin:

$$M(\theta) = r$$



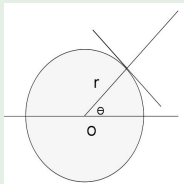
$$L = \int_0^{2\pi} d\theta M(\theta) = 2\pi r$$

$$A = \frac{1}{2} \int_0^{2\pi} d\theta \left[M^2(\theta) - [M'(\theta)]^2 \right] = \pi r^2$$

Examples

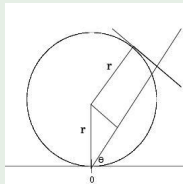
a circle centered at the origin:

$$M(\theta) = r$$



a circle touching the origin:

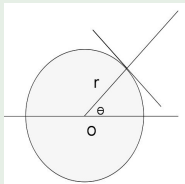
$$M(\theta) = r(1 + \sin \theta)$$



Examples

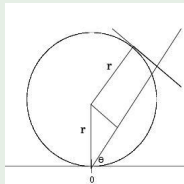
a circle centered at the origin:

$$M(\theta) = r$$



a circle touching the origin:

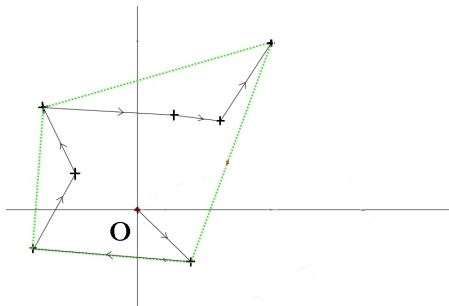
$$M(\theta) = r(1 + \sin \theta)$$



$$L = \int_0^{2\pi} d\theta M(\theta) = 2\pi r$$

$$A = \frac{1}{2} \int_0^{2\pi} d\theta \left[M^2(\theta) - [M'(\theta)]^2 \right] = \pi r^2$$

Cauchy's formulae Applied to Convex Polygon

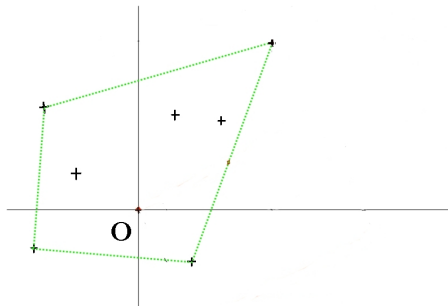


Consider an **arbitrary** stochastic process starting at O

Let $(x_k, y_k) \implies$ vertices of the N -step walk

Let C (green) be the associated **Convex Hull**

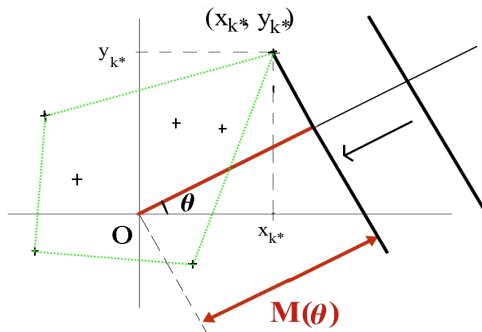
Cauchy's formulae Applied to Convex Polygon



$(x_k, y_k) \implies$ vertices of the walk

$C \rightarrow$ Convex Hull with coordinates $\{X(s), Y(s)\}$ on C

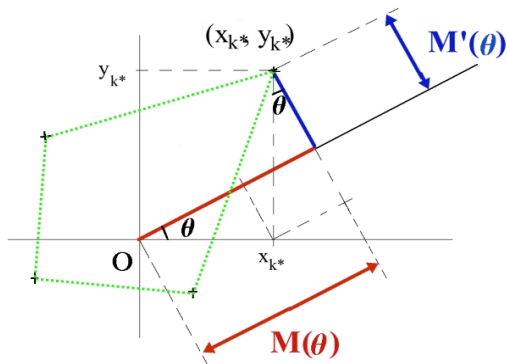
Cauchy's formulae Applied to Convex Polygon



$$\begin{aligned}M(\theta) &= \max_{s \in C} [X(s) \cos \theta + Y(s) \sin \theta] \\ &= \max_{k \in I} [x_k \cos \theta + y_k \sin \theta] \\ &= x_{k^*} \cos \theta + y_{k^*} \sin \theta\end{aligned}$$

k^* → label of the point with largest projection along θ

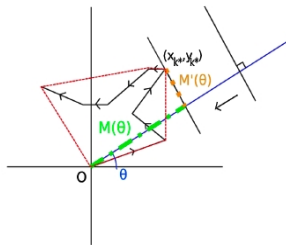
Support Function of a Convex Hull



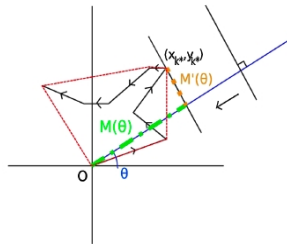
$$M(\theta) = x_{k^*} \cos \theta + y_{k^*} \sin \theta$$

$$M'(\theta) = -x_{k^*} \sin \theta + y_{k^*} \cos \theta$$

Cauchy's Formulae Applied to Random Convex Hull



Cauchy's Formulae Applied to Random Convex Hull



Mean perimeter of a random convex polygon

$$\langle L \rangle = \int_0^{2\pi} d\theta \langle M(\theta) \rangle$$

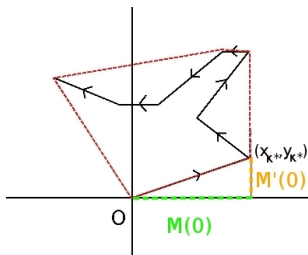
$$\text{with } M(\theta) = x_k^* \cos \theta + y_k^* \sin \theta$$

Mean area of a random convex polygon

$$\langle A \rangle = \frac{1}{2} \int_0^{2\pi} d\theta \left[\langle M^2(\theta) \rangle - \langle [M'(\theta)]^2 \rangle \right]$$

$$\text{with } M'(\theta) = -x_k^* \sin \theta + y_k^* \cos \theta$$

Isotropically Distributed Vertices

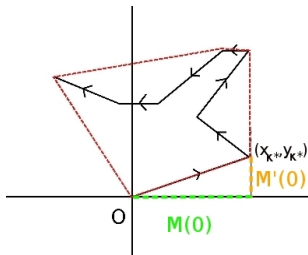


Mean Perimeter

$$\langle L \rangle = 2\pi \langle M(0) \rangle$$

$$\text{with } M(\theta = 0) = \max_{k \in I} \{x_k\} = x_{k^*}$$

Isotropically Distributed Vertices



Mean Perimeter

$$\langle L \rangle = 2\pi \langle M(0) \rangle$$

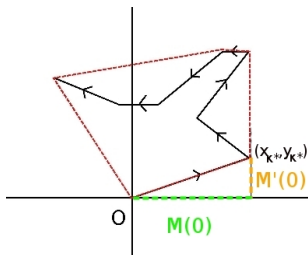
$$\text{with } M(\theta = 0) = \max_{k \in I} \{x_k\} = x_k^*$$

Mean Area

$$\langle A \rangle = \pi \left[\langle M^2(0) \rangle - \langle [M'(0)]^2 \rangle \right]$$

$$\text{with } M'(\theta = 0) = y_k^*$$

Isotropically Distributed Vertices



Mean Perimeter

$$\langle L \rangle = 2\pi \langle M(0) \rangle$$

$$\text{with } M(\theta = 0) = \max_{k \in I} \{x_k\} = x_{k^*}$$

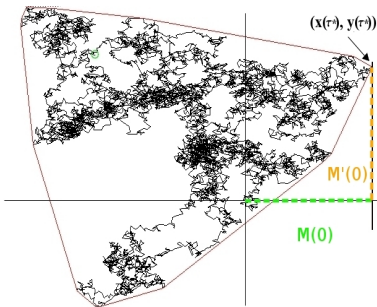
Mean Area

$$\langle A \rangle = \pi \left[\langle M^2(0) \rangle - \langle [M'(0)]^2 \rangle \right]$$

$$\text{with } M'(\theta = 0) = y_{k^*}$$

⇒ Link to **Extreme Value Statistics**

Continuum limit



$x(\tau), y(\tau) \rightarrow$ a pair of independent **one-dimensional** processes: $0 \leq \tau \leq T$

Mean Perimeter

$$\langle L \rangle = 2\pi \langle M(0) \rangle$$

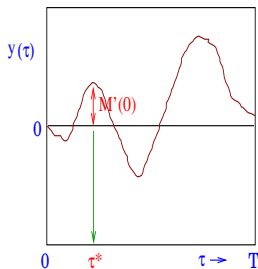
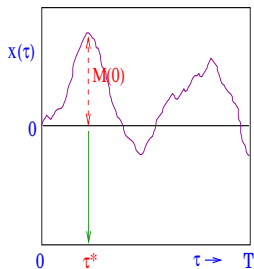
$$\text{with } M(0) = \max_{0 \leq \tau \leq T} \{x(\tau)\} \equiv x(\tau^*)$$

Mean Area

$$\langle A \rangle = \pi \left[\langle M^2(0) \rangle - \langle [M'(0)]^2 \rangle \right]$$

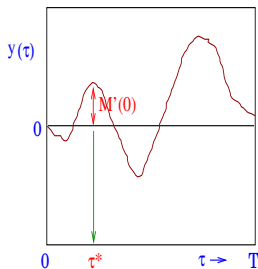
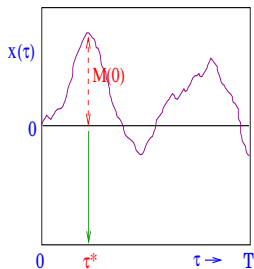
$$\text{with } M'(0) = y(\tau^*)$$

Interpretation of $M'(0)$



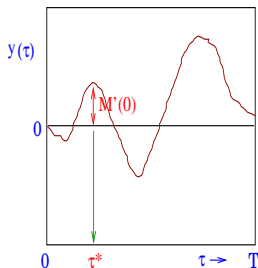
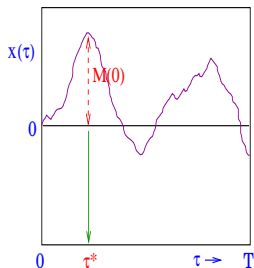
- $M(0) \rightarrow$ global maximum of $x(\tau)$ in $[0, T]$
- $M'(0) \equiv y(\tau^*)$ where $\tau^* \rightarrow$ time at which $x(\tau)$ is maximal in $[0, T]$

Interpretation of $M'(0)$



- $M(0) \rightarrow$ global maximum of $x(\tau)$ in $[0, T]$
- $M'(0) \equiv y(\tau^*)$ where $\tau^* \rightarrow$ time at which $x(\tau)$ is maximal in $[0, T]$
 $\implies \langle [M'(0)]^2 \rangle = \langle y^2(\tau^*) \rangle$

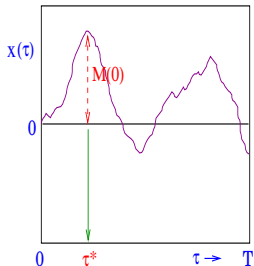
Interpretation of $M'(0)$



- $M(0) \rightarrow$ global maximum of $x(\tau)$ in $[0, T]$
- $M'(0) \equiv y(\tau^*)$ where $\tau^* \rightarrow$ time at which $x(\tau)$ is maximal in $[0, T]$
 $\implies \langle [M'(0)]^2 \rangle = \langle y^2(\tau^*) \rangle$

For **diffusive** processes: $\langle [M'(0)]^2 \rangle = 2D \langle \tau^* \rangle$

Reduction to 1-d extreme value problem



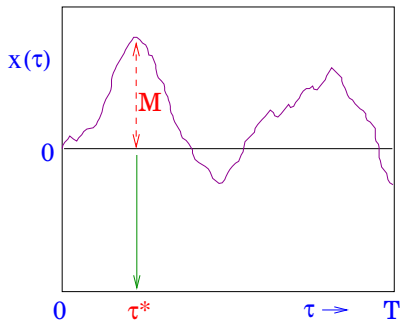
For arbitrary 2-d isotropic stochastic (diffusive) process

- Mean perimeter: $\langle L \rangle = 2\pi \langle M(0) \rangle$
- Mean area: $\langle A \rangle = \pi [\langle M^2(0) \rangle - 2D \langle \tau^* \rangle]$

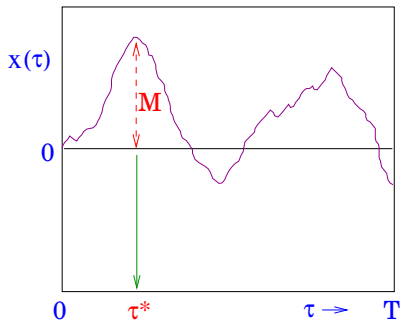
⇒ Need only to know the statistics of $M(0)$ and τ^* for the 1-d component process $x(\tau)$

[Randon-Furling, S.M., Comtet, PRL, 103, 140602 (2009)]

Distribution of M and τ^* for a single Brownian Path

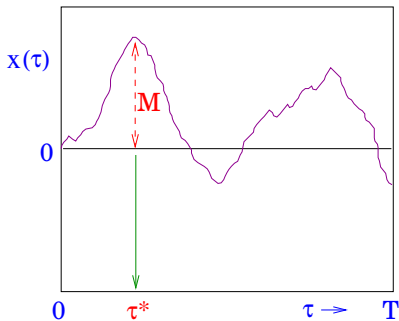


Distribution of M and τ^* for a single Brownian Path



$$\text{Joint Distribution: } P_1(M, \tau^* | T) = \frac{M}{\pi \tau^{*3/2} \sqrt{T - \tau^*}} e^{-M^2/2\tau^*} \quad (D = 1/2)$$

Distribution of M and τ^* for a single Brownian Path



Joint Distribution: $P_1(M, \tau^* | T) = \frac{M}{\pi \tau^{*3/2} \sqrt{T - \tau^*}} e^{-M^2/2\tau^*} \quad (D = 1/2)$

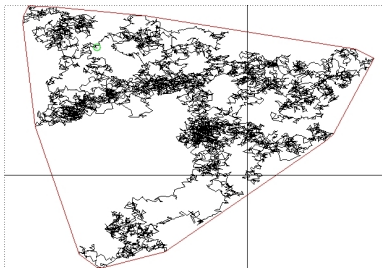
\Rightarrow

$$\langle M \rangle = \sqrt{2T/\pi}$$

$$\langle M^2 \rangle = T$$

$$\langle \tau^* \rangle = T/2$$

Results for $n = 1$ Open Brownian Path



$x(\tau), y(\tau) \rightarrow$ a pair of independent one-dimensional Brownian motions over $0 \leq \tau \leq T$

Mean Perimeter

$$\langle L \rangle = \sqrt{8\pi T}$$

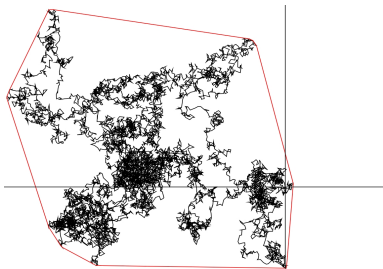
Mean Area

$$\langle A \rangle = \frac{\pi T}{2}$$

Takács, *Expected perimeter length*, Amer. Math. Month., **87** (1980)

El Bachir, (1983)

Results for $n = 1$ Closed Brownian Path



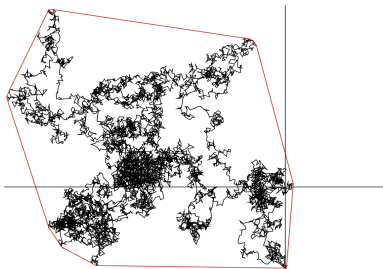
Mean Perimeter

$$\langle L \rangle = \sqrt{\frac{\pi^3 T}{2}}$$

Goldman, '96

$x(\tau), y(\tau) \rightarrow$ a pair of independent one-dimensional Brownian bridges over $0 \leq \tau \leq T$

Results for $n = 1$ Closed Brownian Path



$x(\tau), y(\tau) \rightarrow$ a pair of independent one-dimensional Brownian bridges over $0 \leq \tau \leq T$

Mean Perimeter

$$\langle L \rangle = \sqrt{\frac{\pi^3 T}{2}}$$

Goldman, '96

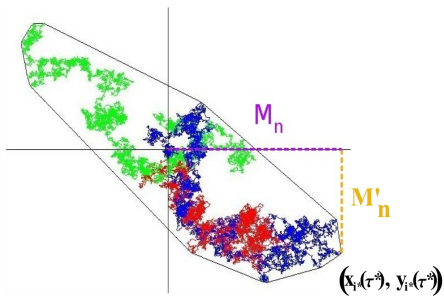
Mean Area

$$\langle A \rangle = \frac{\pi T}{3}$$

\rightarrow New Result

[Randon-Furling, S.M., Comtet, PRL, 103, 140602 (2009)]

Convex Hull of n Independent Brownian Paths



$x_i(\tau), y_i(\tau) \rightarrow 2n$ independent one-dimensional Brownian paths each of duration T

Mean Perimeter

$$\langle L_n \rangle = 2\pi \langle M_n \rangle$$

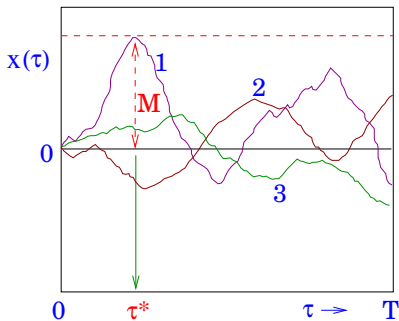
$$\text{with } M_n = \max_{\tau, i} \{x_i(\tau)\} \equiv x_{i^*}(\tau^*)$$

Mean Area

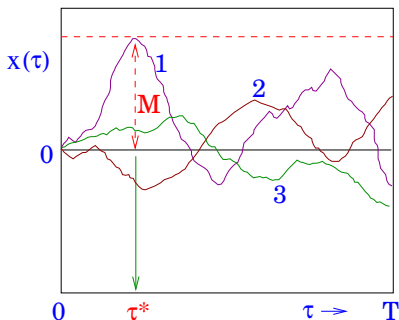
$$\langle A_n \rangle = \pi \left[\langle M_n^2 \rangle - \langle [M'_n]^2 \rangle \right]$$

$$\text{with } M'_n = y_{i^*}(\tau^*)$$

Distribution of the global maximum M and τ^* for n paths



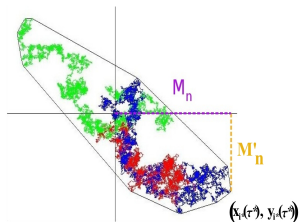
Distribution of the global maximum M and τ^* for n paths



Joint Distribution: $P_n(M, \tau^* | T) = n P_1(M, \tau^* | T) \left[\operatorname{erf} \left(\frac{M}{\sqrt{2T}} \right) \right]^{n-1}$

$$\operatorname{erf}(z) = \frac{2}{\sqrt{\pi}} \int_0^z du e^{-u^2}$$

Results for n Open Brownian Paths



$x_i(\tau), y_i(\tau) \rightarrow 2n$

independent

one-dimensional Brownian

paths over $0 \leq \tau \leq T$

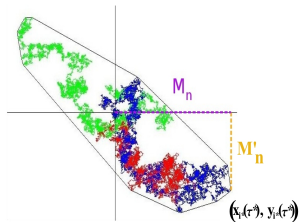
Mean Perimeter (open paths)

$$\langle L_n \rangle = 2\pi \langle M_n \rangle$$

$$\text{with } M_n = \max_{\tau, i} \{x_i(\tau)\} \equiv x_{i^*}(\tau^*)$$

[Randon-Furling, S.M., Comtet, PRL, 103, 140602 (2009)]

Results for n Open Brownian Paths



$x_i(\tau), y_i(\tau) \rightarrow 2n$

independent

one-dimensional Brownian

paths over $0 \leq \tau \leq T$

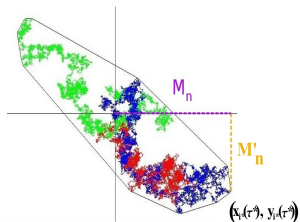
Mean Perimeter (open paths)

$$\langle L_n \rangle = \alpha_n \sqrt{T}$$

$$\alpha_n = 4n\sqrt{2\pi} \int_0^\infty du u e^{-u^2} [\text{erf}(u)]^{n-1}$$

[Randon-Furling, S.M., Comtet, PRL, 103, 140602 (2009)]

Results for n Open Brownian Paths



$x_i(\tau), y_i(\tau) \rightarrow 2n$
independent
one-dimensional Brownian
paths over $0 \leq \tau \leq T$

Mean Perimeter (open paths)

$$\langle L_n \rangle = \alpha_n \sqrt{T}$$

$$\alpha_n = 4n\sqrt{2\pi} \int_0^\infty du u e^{-u^2} [\text{erf}(u)]^{n-1}$$

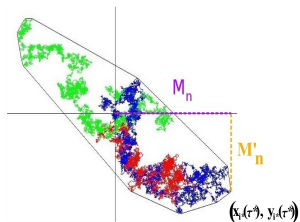
$$\alpha_1 = \sqrt{8\pi} = 5,013..$$

$$\alpha_2 = 4\sqrt{\pi} = 7,089..$$

$$\alpha_3 = 24 \frac{\tan^{-1}(1/\sqrt{2})}{\sqrt{\pi}} = 8,333..$$

[Randon-Furling, S.M., Comtet, PRL, 103, 140602 (2009)]

Results for n Open Brownian Paths



$x_i(\tau), y_i(\tau) \rightarrow 2n$
independent
one-dimensional Brownian
paths over $0 \leq \tau \leq T$

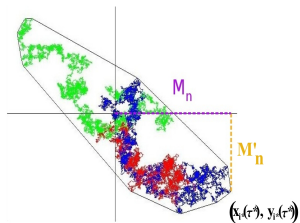
Mean Area (open paths)

$$\langle A_n \rangle = \pi \left[\langle M_n^2 \rangle - \langle [M'_n]^2 \rangle \right]$$

with $M'_n = y_{i^*}(\tau^*)$

[Randon-Furling, S.M., Comtet, PRL, 103, 140602 (2009)]

Results for n Open Brownian Paths



$x_i(\tau), y_i(\tau) \rightarrow 2n$
independent
one-dimensional Brownian
paths over $0 \leq \tau \leq T$

Mean Area (open paths)

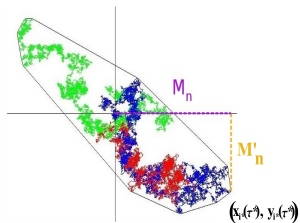
$$\langle A_n \rangle = \beta_n T$$

$$\beta_n = 4n\sqrt{\pi} \int_0^{\infty} du u [\operatorname{erf}(u)]^{n-1} (ue^{-u^2} - h(u))$$

$$h(u) = \frac{1}{2\sqrt{\pi}} \int_0^1 \frac{e^{-u^2/t} dt}{\sqrt{t(1-t)}}$$

[Randon-Furling, S.M., Comtet, PRL, 103, 140602 (2009)]

Results for n Open Brownian Paths



$x_i(\tau), y_i(\tau) \rightarrow 2n$
independent
one-dimensional Brownian
paths over $0 \leq \tau \leq T$

Mean Area (open paths)

$$\langle A_n \rangle = \beta_n T$$

$$\beta_n = 4n\sqrt{\pi} \int_0^\infty du u [\operatorname{erf}(u)]^{n-1} (ue^{-u^2} - h(u))$$

$$h(u) = \frac{1}{2\sqrt{\pi}} \int_0^1 \frac{e^{-u^2/t} dt}{\sqrt{t(1-t)}}$$

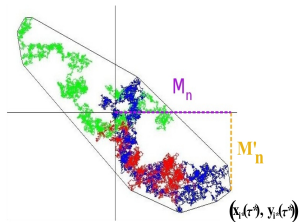
$$\beta_1 = \frac{\pi}{2} = 1,570..$$

$$\beta_2 = \pi = 3,141..$$

$$\beta_3 = \pi + 3 - \sqrt{3} = 4,409..$$

[Randon-Furling, S.M., Comtet, PRL, 103, 140602 (2009)]

Results for n Closed Brownian Paths



$x_i(\tau), y_i(\tau) \rightarrow 2n$

independent

one-dimensional Brownian

bridges over $0 \leq \tau \leq T$

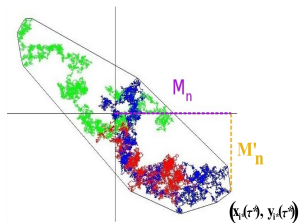
Mean Perimeter (Closed Paths)

$$\langle L_n^c \rangle = \alpha_n^c \sqrt{T}$$

$$\alpha_n^c = \frac{\pi^{3/2}}{\sqrt{2}} \sum_{k=1}^n \binom{n}{k} \frac{(-1)^{k+1}}{\sqrt{k}}$$

[Randon-Furling, S.M., Comtet, PRL, 103, 140602 (2009)]

Results for n Closed Brownian Paths



$x_i(\tau), y_i(\tau) \rightarrow 2n$

independent

one-dimensional Brownian
bridges over $0 \leq \tau \leq T$

Mean Perimeter (Closed Paths)

$$\langle L_n^c \rangle = \alpha_n^c \sqrt{T}$$

$$\alpha_n^c = \frac{\pi^{3/2}}{\sqrt{2}} \sum_{k=1}^n \binom{n}{k} \frac{(-1)^{k+1}}{\sqrt{k}}$$

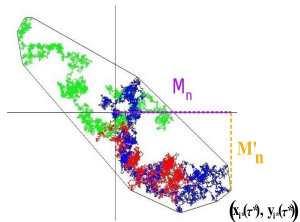
$$\alpha_1^c = \sqrt{\pi^3/2} = 3,937.$$

$$\alpha_2^c = \sqrt{\pi^3}(\sqrt{2} - 1/2) = 5,090..$$

$$\alpha_3^c = \sqrt{\pi^3} \left(\frac{3}{\sqrt{2}} - \frac{3}{2} + \frac{1}{\sqrt{6}} \right) = 5,732..$$

[Randon-Furling, S.M., Comtet, PRL, 103, 140602 (2009)]

Results for n Closed Brownian Paths



$x_i(\tau), y_i(\tau) \rightarrow 2n$
independent
one-dimensional Brownian
bridges over $0 \leq \tau \leq T$

Mean Area (Closed Paths)

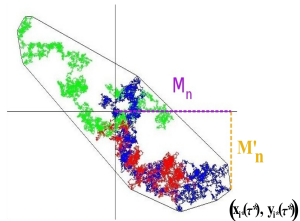
$$\langle A_n^c \rangle = \beta_n^c T$$

$$\beta_n^c = \frac{\pi}{2} \left[\sum_{k=1}^n \frac{1}{k} - \frac{n}{3} + \frac{1}{2} \sum_{k=2}^n (-1)^k w(k) \right]$$

$$w(k) = \binom{n}{k} (k-1)^{-3/2} (k \tan^{-1}(\sqrt{k-1}) - \sqrt{k-1})$$

[Randon-Furling, S.M., Comtet, PRL, 103, 140602 (2009)]

Results for n Closed Brownian Paths



$x_i(\tau), y_i(\tau) \rightarrow 2n$
independent
one-dimensional Brownian
bridges over $0 \leq \tau \leq T$

Mean Area (Closed Paths)

$$\langle A_n^c \rangle = \beta_n^c T$$

$$\beta_n^c = \frac{\pi}{2} \left[\sum_{k=1}^n \frac{1}{k} - \frac{n}{3} + \frac{1}{2} \sum_{k=2}^n (-1)^k w(k) \right]$$

$$w(k) = \binom{n}{k} (k-1)^{-3/2} (k \tan^{-1}(\sqrt{k-1}) - \sqrt{k-1})$$

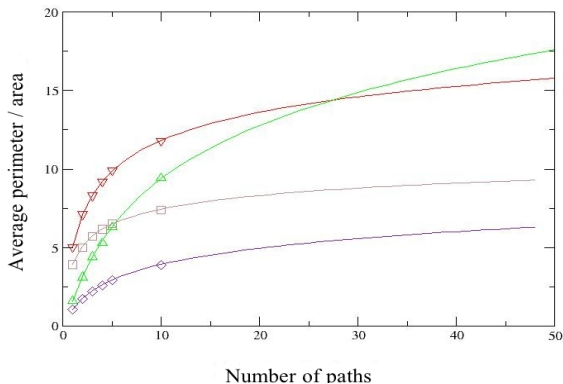
$$\beta_1^c = \frac{\pi}{3} = 1,047..$$

$$\beta_2^c = \frac{\pi(4 + 3\pi)}{24} = 1,757..$$

$$\beta_3^c = 2,250..$$

[Randon-Furling, S.M., Comtet, PRL, 103, 140602 (2009)]

Numerical Check



The coefficients α_n (mean perimeter) (lower triangle), β_n (mean area) (upper triangle) of n open paths and similarly α_n^c (square) and β_n^c (diamond) for n closed paths, plotted against n . The symbols denote numerical simulations (up to $n = 10$, with 10^3 realisations for each point)

Asymptotics for large n

For n open paths:

$$\langle L_n \rangle \simeq \left(2\pi\sqrt{2\ln n} \right) \sqrt{T}$$

$$\langle A_n \rangle \simeq (2\pi \ln n) T$$

Asymptotics for large n

For n open paths:

$$\langle L_n \rangle \simeq \left(2\pi\sqrt{2\ln n} \right) \sqrt{T}$$

$$\langle A_n \rangle \simeq (2\pi \ln n) T$$

For n closed paths:

$$\langle L_n^c \rangle \simeq \left(\pi\sqrt{2\ln n} \right) \sqrt{T}$$

$$\langle A_n^c \rangle \simeq \left(\frac{\pi}{2} \ln n \right) T$$

Asymptotics for large n

For n open paths:

$$\langle L_n \rangle \simeq \left(2\pi\sqrt{2\ln n} \right) \sqrt{T}$$

$$\langle A_n \rangle \simeq (2\pi \ln n) T$$

For n closed paths:

$$\langle L_n^c \rangle \simeq \left(\pi\sqrt{2\ln n} \right) \sqrt{T}$$

$$\langle A_n^c \rangle \simeq \left(\frac{\pi}{2} \ln n \right) T$$

- As $n \rightarrow \infty$, Convex Hull \rightarrow Circle (S.M. and O. Zeitouni, unpublished)

Asymptotics for large n

For n open paths:

$$\langle L_n \rangle \simeq \left(2\pi\sqrt{2\ln n} \right) \sqrt{T}$$

$$\langle A_n \rangle \simeq (2\pi \ln n) T$$

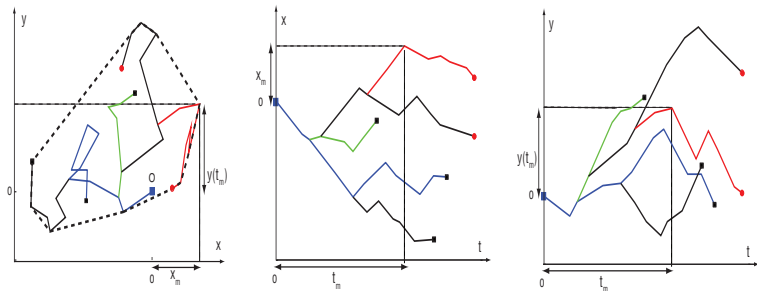
For n closed paths:

$$\langle L_n^c \rangle \simeq \left(\pi\sqrt{2\ln n} \right) \sqrt{T}$$

$$\langle A_n^c \rangle \simeq \left(\frac{\pi}{2} \ln n \right) T$$

- As $n \rightarrow \infty$, Convex Hull \rightarrow Circle (S.M. and O. Zeitouni, unpublished)
- Very slow growth with $n \implies$ good news for conservation

Convex hull for animal epidemics: Exact results

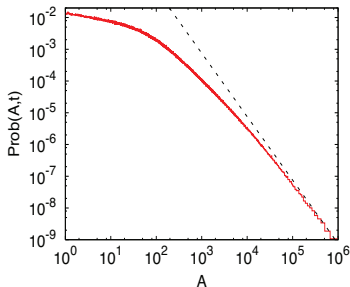
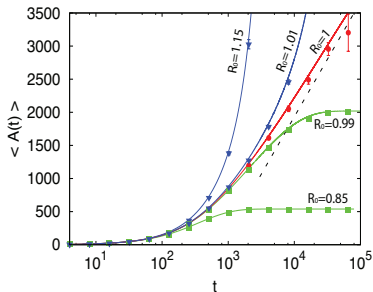


For the **critical** case ($b = a$)

- mean perimeter: $\langle L(T) \rangle \xrightarrow{T \rightarrow \infty} 2\pi \sqrt{\frac{6D}{a}} + O(T^{-1/2})$
- mean area: $\langle A(T) \rangle \xrightarrow{T \rightarrow \infty} \frac{24\pi D}{5a} \ln T + O(1)$

[E. Dumonteil, S.M., A. Rosso, A. Zoia, PNAS, 110, 4239-4244 (2013)]

Convex hull for animal epidemics: Exact results



For the **critical** case ($b = a$)

- distribution of perimeter: $P(L, T) \xrightarrow{T \rightarrow \infty} P(L) \sim L^{-3}$ for large L

- distribution of area: $P(A, T) \xrightarrow{T \rightarrow \infty} P(A) \rightarrow \frac{24\pi D}{5a} A^{-2}$ for large A

[E. Dumonteil, S.M., A. Rosso, A. Zoia, PNAS, 110, 4239-4244 (2013)]

Summary and Conclusion

- Unified approach adapting Cauchy's formulae
 - ⇒ Mean Perimeter and Area of Random Convex Hull
 - both for Independent and Correlated points

Summary and Conclusion

- Unified approach adapting Cauchy's formulae
 - ⇒ Mean Perimeter and Area of Random Convex Hull
 - both for Independent and Correlated points
- Provides a link Random Convex Hull ⇒ Extreme Value Statistics

Summary and Conclusion

- Unified approach adapting Cauchy's formulae
 - ⇒ Mean Perimeter and Area of Random Convex Hull
 - both for Independent and Correlated points
 - Provides a link Random Convex Hull ⇒ Extreme Value Statistics
 - Exact results for n planar Brownian paths → Open and Closed
 - ⇒ Ecological Implication: Home Range Estimate
- Very slow (logarithmic) growth of Home Range with population size n

Summary and Conclusion

- **Unified** approach adapting **Cauchy's formulae**
 - ⇒ **Mean Perimeter and Area** of **Random Convex Hull**
both for **Independent** and **Correlated** points
 - Provides a link **Random Convex Hull** ⇒ **Extreme Value Statistics**
 - **Exact** results for n planar Brownian paths → **Open** and **Closed**
 - ⇒ Ecological Implication: **Home Range** Estimate
- Very **slow** (**logarithmic**) growth of **Home Range** with population size n
- **Exact** results for **branching** Brownian motion with **death**
 - ⇒ application to the spread of **animal epidemics**

Open Questions

- **Distributions** of the perimeter, area of the convex hull of Brownian motion?

Open Questions

- **Distributions** of the perimeter, area of the convex hull of Brownian motion?
- Mean number of **vertices** on the convex hull of n random walkers in **two** dimensions
 - $n = 1$ → [Baxter, 1961](#)
 - $n > 1$ → recent results by [J. Randon-Furling, 2013](#).

Open Questions

- **Distributions** of the perimeter, area of the convex hull of Brownian motion?
- Mean number of **vertices** on the convex hull of n random walkers in **two** dimensions

$n = 1$ → [Baxter, 1961](#)

$n > 1$ → recent results by [J. Randon-Furling, 2013](#).

- d -dimensions → **Convex polytopes** ?

[recent results for a single Brownian motion in d -dimensions by [R. Eldan](#),
[arXiv: 1211.2443](#)]

Open Questions

- **Distributions** of the perimeter, area of the convex hull of Brownian motion?
- Mean number of **vertices** on the convex hull of n random walkers in **two** dimensions

$n = 1$ → [Baxter, 1961](#)

$n > 1$ → recent results by [J. Randon-Furling, 2013](#).

- d -dimensions → **Convex polytopes** ?

[recent results for a single Brownian motion in d -dimensions by [R. Eldan](#),
[arXiv: 1211.2443](#)]

- Effect of **Interactions** between trajectories on convex hull?

Open Questions

- **Distributions** of the perimeter, area of the convex hull of Brownian motion?
- Mean number of **vertices** on the convex hull of n random walkers in **two** dimensions
 - $n = 1 \rightarrow$ [Baxter, 1961](#)
 - $n > 1 \rightarrow$ recent results by [J. Randon-Furling, 2013](#).
- d -dimensions \rightarrow **Convex polytopes** ?
[recent results for a single Brownian motion in d -dimensions by [R. Eldan, arXiv: 1211.2443](#)]
- Effect of **Interactions** between trajectories on convex hull?
- **Non-Brownian** paths \rightarrow **anomalous diffusion**, e.g., [Lévy flights](#), external potential ?

Convex Hull of Random Acceleration Process

- Convex hull of a 2-d random acceleration process:

$$\frac{d^2 \vec{r}}{dt^2} = \vec{\eta}(t)$$

$\vec{\eta}(t) \implies$ 2-d Gaussian white noise : $\langle \eta_x(t) \eta_x(t') \rangle = 2\delta(t - t')$

- Let $T \rightarrow$ total duration

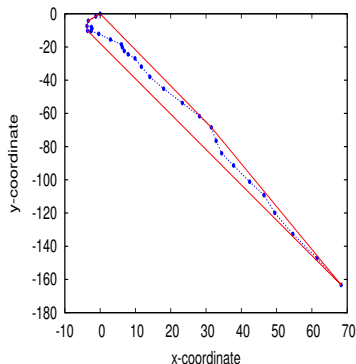
Convex Hull of Random Acceleration Process

- Convex hull of a 2-d random acceleration process:

$$\frac{d^2 \vec{r}}{dt^2} = \vec{\eta}(t)$$

$\vec{\eta}(t) \implies$ 2-d Gaussian white noise : $\langle \eta_x(t) \eta_x(t') \rangle = 2\delta(t - t')$

- Let $T \rightarrow$ total duration



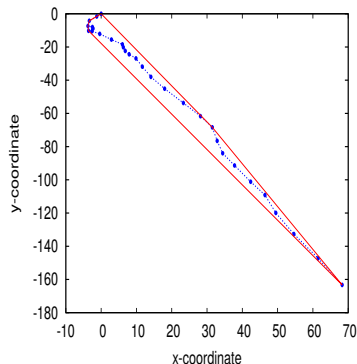
Convex Hull of Random Acceleration Process

- Convex hull of a 2-d random acceleration process:

$$\frac{d^2 \vec{r}}{dt^2} = \vec{\eta}(t)$$

$\vec{\eta}(t) \implies$ 2-d Gaussian white noise : $\langle \eta_x(t) \eta_x(t') \rangle = 2\delta(t - t')$

- Let $T \rightarrow$ total duration



- Exact results for the mean perimeter and mean area

mean perimeter:

$$\langle L_1 \rangle = \frac{3\pi}{2} T^{3/2}$$

mean area:

$$\langle A_1 \rangle = \frac{5\pi}{192} \sqrt{\frac{3}{2}} T^3$$

A. Reymbaut, S.M. and A. Rosso, J. Phys. A: Math. Theor. 44, 415001 (2011)

Collaborators and References

Collaborators:

- A. Comtet (LPTMS, Orsay, France)
- E. Dumonteil (CEA Saclay, France)
- J. Randon-Furling (Univ. Paris-1, France)
- A. Reymbaut (Master student at Orsay, France)
- A. Rosso (LPTMS, Orsay, France)
- A. Zoia (CEA Saclay, France)

References:

- J. Randon-Furling, S. N. Majumdar, A. Comtet, *Phys. Rev. Lett.* 103, 140602 (2009)
- S. N. Majumdar, J. Randon-Furling, A. Comtet, *J. Stat. Phys.* 138, 955 (2010)
- S. N. Majumdar, A. Rosso, A. Zoia, *J. Phys. A: Math. Theor.* 43, 115001 (2010)
- A. Reymbaut, S. N. Majumdar, A. Rosso, *J. Phys. A: Math. Theor.* 44, 415001 (2011)
- E. Dumonteil, S. N. Majumdar, A. Rosso, A. Zoia, *PNAS* 110, 4239 (2013).